

Accessories

Proper light and accurate lighting substantially effect the quality of still-lives or tabletop photography. The type of object, the desired photographic expression and specific requirements are very important. In addition to a good-quality and uniform basic lighting there may be a need for special lighting equipment or methods to achieve special effects or spotlight particular object details. That means that using copy lights is only one possibility, but one that gives good results for many standard applications. Their fluorescents supply daylight quality 5400 K light giving soft and even illumination. There is no damage to heat-sensitive objects. Kaiser

lighting units equipped with high frequency operating systems provide flicker free light and can also be used with digital scanning cameras or scanning backs. Fluorescents have a long service life of more than 8000 hours and their light efficiency, especially in combination with the high-gloss reflectors of the RB 5004 HF ③ and RB 5055 HF ④ units, is outstanding. Diffusers and polarizers ⑥ are available for most of the lighting units. Proper lighting is often only achieved after testing. Knowledge and experience of the photographer are also important. Continuous light sources like the Kaiser copy lights are easier to handle, because what you see is what you get: modeling light and shooting light are the same light.



①




②



③



④



⑥



⑤

TopTable PRO Components

			Dimensions (W x H x D) cm/in.	
5921	Basic Support	Basis for TopTable PRO	85 x 178 x 85	34 x 70 x 34
5924	White Acrylic Sheet	for Basic Support 5921	80 x 0,3 x 168	32 x 0.1 x 66
5922	Add-on Table	for 5921 with 5924	85 x 102 x 80	34 x 40 x 32
5925	Wooden Board	for Basic Support 5921	80 x 1.9 x 85	32 x 0.7 x 34
5923	Background Support	for Basic Support 5921	85 x 6 x 11.5	34 x 2.5 x 4.5

Suitable Lighting Units

5251	RB 4.36	①	4 x 36 watt, 5400 K
5252	RB 4.36 HF	①	4 x 36 watt, 5400 K, high frequency
5272	RB 4.36 HF	①	4 x 36 watt, 5400 K, high frequency, dimmable
5253	RB 8.36 HF	①	8 x 36 watt, 5400 K, high frequency
5273	RB 8.36 HF	①	8 x 36 watt, 5400 K, high frequency, dimmable
5557	RB 5004	②	4 x 36 watt, 5400 K
5558	RB 5004 HF	③	4 x 36 watt, 5400 K, high frequency
5590	RB 5055 HF	④	4 x 55 watt, 5400 K, high frequency
5926	Mounting adapters, 2 pieces, for ② - ④ (with ① included)		
5258	Control unit for ①, (for 2 x 5251 / 5252 / 5272 max. or 1 x 5253 / 5273) (with ② - ④ included)		

TopTable Components

5930	TopTable Set	includes 5931, 5932, 5934		
5931	Shooting Table	Basis	51 x 61.5 x 48	20 x 24 x 19
5932	Add-on Table, shaped	for 5931	51 x 41.5 x 40.5	20 x 16 x 16
5933	Add-on Table, flat glass	for 5931	51 x 16 x 40.5	20 x 6.5 x 16
5934	Holding Frame	for 5931	51 x 1.6 x 48	20 x 0.6 x 19
5935	Floor Stand	for 5931	51 x 31 x 48	20 x 12 x 19
5940	TopTable Lighting Unit	⑤	2 x 100 watt, 3200 K, dimmable (not available in 120V)	

Right reserved to make technical modification. Printed in Germany 09042.02.0505.3

Tabletop systems

TopTable



TopTable

TopTable Pro

USA
HP Marketing Corp.
16, Chapin Road
Pine Brook, NJ 07058
Tel (+1) 973-8089010
Fax (+1) 973-8089004
info@hpmarketingcorp.com
www.hpmarketingcorp.com

Canada
Nadel Enterprises Inc.
425 Attwell Drive
Rexdale, Ontario
M9W 5C4
Tel (+1) 416-7452622
Fax (+1) 416-7422616
info@nadel.ca
www.nadel.ca

United Kingdom
Fotolynx Ltd.
Unit 6 B, Park Lane Industrial Estate
Park Lane, Corsham
Wilts, SN13 9LG
Tel (+44) 12-49-715333
Fax (+44) 12-49-714999
info@ccscentre.co.uk
www.fotolynx.co.uk


New Zealand
Photo Warehouse Ltd.
175 GT North rd.
Ponsonby-Auckland
Tel (+64) 9-3032148
Tel (+64) 9-3099721
enquiries@photowarehouse.co.nz
www.photowarehouse.co.nz

Kaiser Fototechnik GmbH & Co. KG
Im Krötenteich 2 · 74722 Buchen · Germany

Tel.: +49 (0)6281 4070
Fax: +49 (0)6281 407-55
www.kaiser-fototechnik.de
info@kaiser-fototechnik.de

KAISER
FOTOTECHNIK

KAISER
FOTOTECHNIK



TopTable Pro

Tabletop photography is shooting objects that are arranged on a table – to put it in the simplest way. If you want a picture like that looks professional, you need to care for background, light and illumination, in short –not be any table should be used. Photographers use a shooting table with a continuous background in a concave shape, preferably made from acrylic glass which provides transmitted light when a light source is placed behind or underneath it. The Kaiser TopTable products provide this and more – they are real systems where various modules can be combined in several ways to create creative possibilities and practical solutions for problem shots.

At first sight this shooting table is not different from others, but its well thought out design and its' ability to combine different components provide the possibility to install a complete small studio in only a little floor space.

The basic support, made from strong square tube framing, can be equipped with a diffused acrylic glass sheet giving it the well-known concave shape – this is the basic version. If you want to use colored or textured paper as a background, you place them on the acrylic glass. Background paper on rolls have a nifty place on the special support 5923 ①, which is mounted on the basic table. If you shoot heavy objects – e.g. technical parts of metal castings – the acrylic sheet may be too weak. In this case it can be replaced with the strong wood board 5925 ②. For a background you may use a background paper roll to cover the wood board.

A special feature of the Kaiser TopTable systems is the add-on table equipped with clear acrylic glass 5922 ③. It is simply placed on the basic table. The clear acrylic sheet has the same concave shape as the diffused sheet underneath and runs parallel to it. Objects photographed on this set-up appear to float in mid-air against the background. It is often desired to separate the object from the background when shooting. The object can be outlined by backlighting it through the acrylic sheet. So the TopTable PRO has provisions to attach Kaiser lighting units beneath the acrylic plate. These lights can be found in Kaiser's line of copy lights. They are equipped with daylight fluorescent tubes and provide uniform lighting emitted from a large area. These lights can generally be used for lighting purposes with the table similar to the way that they are mounted to copy stands.

They are attached to the table by the special adapters 5926 ④ that are available as accessories. They give even lighting from both sides of the object and on their mounting brackets they can be swiveled and adjusted for angle and distance.

A shooting table transformed into a compact studio in this way is also mobile thanks to the casters on the rear legs. Moving the complete unit including the lights saves time setting up the system. All you need is a floor space of 35 x 35 inches plus some additional space to the sides for the lights. Recommended lighting equipment can be found in the listing on page 4.




5921 with 5924



4

Ready for action: Kaiser TopTable PRO with add-on table, background support and copy lights for transmitted and reflected light.



5



4



6



2



7



3



Variable: Kaiser TopTable with additional glass table and holding frame with light tent.

TopTable

This is the smaller sibling of TopTable PRO. Following the same philosophy and designed in the same modular concept, TopTable is your desktop studio, because it requires only 20 x 20 inches space on your desk. There is also a basic table with the white diffused acrylic sheet and an add-on table with clear acrylic sheet for this type of completely "detached" shots. The square frame 5934 that fits on top of the basic table is a useful tool for building a light tent or attaching small spotlights, reflectors, foils etc. Basic table, add-on table and the frame are available separately or as a complete set.

The small TopTable can be used everywhere, where objects are rather small and only very little space for photographic set-ups is available, for example in test labs, in scientific photography or in medical applications. In these cases there are quite often are moist or contaminated preparations, and cleaning and disinfection is required after shooting. That is why there is another add-on table available with a clear glass plate which can be easily taken off and cleaned. There are many objects which can not be photographed at your regular working place. Jewelry, gems, precious historical artifacts or similar items, which may not be taken to another place due to safety or insurance reasons. In this case the equipment must come to the object. Thus the small TopTable fits in any car without difficulty and thus

eliminates the need to build set-ups at your temporary workplace.

Transmitted light can easily be obtained by placing a light box ⑤, ⑥ underneath the basic table. Check the Kaiser "prolite" light box range for the perfectly sized light source. For reflected light illumination there is the special lighting unit 5940 ⑦ available using two dimmable 100 watt halogen lights, which can be mounted directly to the basic table and are very flexible thanks to their gooseneck-type holders (not available in 120 V).



5933



5932



5931